




AGRICULTURE WORKS HARD FOR ▶ COLUMBIA COUNTY

Family-owned farms, food processors and agriculture-related businesses generate thousands of jobs and millions of dollars of economic activity for Columbia County, while contributing to local income and tax revenues.

Agriculture's annual impact:

WHAT DO OUR FARMS PRODUCE?



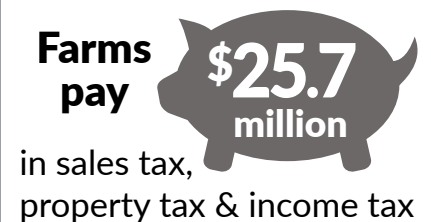
HOW MANY PEOPLE DOES AGRICULTURE EMPLOY?



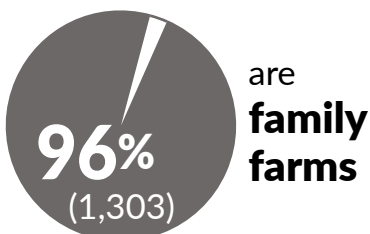
WHAT IS THE ECONOMIC IMPACT?



HOW MUCH TAX DOES AGRICULTURE CONTRIBUTE?




WHO OWNS THE FARMS?



HOW MUCH IS SOLD LOCALLY?



WHO TAKES CARE OF THE LAND?



THE AGRICULTURE SECTOR BENEFITS THE ENTIRE COUNTY

The strength of Columbia County agriculture lies in its diversity. Its 1357 farms, include 117 dairy and more than 520 beef, sheep, hog, goat farms, along with 200 farms with poultry. Fertile soils provide for high levels of forage, grain, vegetable, and specialty crop production. The county serves as an agricultural processing hub for producers and surrounding counties. These include meat, dairy, and vegetable packing facilities, along with two ethanol plants that covert corn into fuel and high protein livestock feed. Columbia County is home to the 2,000 acre University of Wisconsin Agricultural Research Station at Arlington. Research conducted here is used by farmers nationwide to make good production decisions and protect our valuable surface water, groundwater, and natural resources.

Did you know?

COLUMBIA COUNTY IS
No. 6 in Wisconsin's
grain industry



Extension
 UNIVERSITY OF WISCONSIN-MADISON

The University of Wisconsin–Madison Division of Extension is part of the local and statewide network of organizations and agencies that support Wisconsin’s \$104.8 billion agriculture industry. Extension helps enhance the economic impact of agriculture by providing research-based information that increases farm profitability, improves food safety, reduces environmental impacts and expands agribusiness networks.

**For more information,
 please contact:**

UW–Madison Extension Columbia County
 112 E. Edgewater Street, Rm 212
 Portage, WI 53901

608-742-9680

columbia.extension.wisc.edu

Copyright © 2019 by the Board of Regents of the University of Wisconsin System doing business as the University of Wisconsin–Madison Division of Extension. All rights reserved. An EEO/AA employer, the University of Wisconsin–Madison Division of Extension provides equal opportunities in employment and programming, including Title VI, Title IX, and ADA requirements.

Support for this work was provided by UW–Madison Division of Extension, Dairy Farmers of Wisconsin and Wisconsin Department of Agriculture, Trade and Consumer Protection (DATCP). Economic data (2017) provided by: Steven C. Deller, Professor, Department of Agriculture and Applied Economics, UW–Madison and Community Development Specialist, UW–Madison Extension. Contribution of Agriculture to the Wisconsin Economy: Updated for 2017 is available at <https://go.wisc.edu/i6947n>. Additional data was from the USDA 2017 Census of Agriculture. Publication production was completed through a collaboration of the Extension Natural Resources Institute and the Extension Office of Communications and Stakeholder Engagement.

Produced in cooperation with Dairy Farmers of Wisconsin, Wisconsin Department of Agriculture, Trade and Consumer Protection and Wisconsin Farm Bureau.

