



# AGRICULTURE WORKS HARD FOR ▶ DOUGLAS COUNTY

Family-owned farms, food processors and agriculture-related businesses generate thousands of jobs and millions of dollars of economic activity for Douglas County, while contributing to local income and tax revenues.

## Agriculture's annual impact:

### WHAT DO OUR FARMS PRODUCE?

1

Cattle & Calves



2

Milk



3

Grain



4

Fruits, Nuts, Berries



5

Nursery & Greenhouse



### HOW MANY PEOPLE DOES AGRICULTURE EMPLOY?



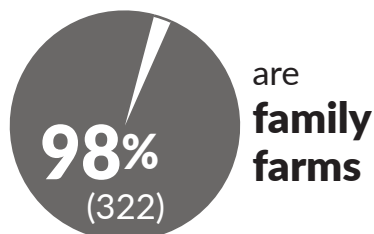
### WHAT IS THE ECONOMIC IMPACT?



### HOW MUCH TAX DOES AGRICULTURE CONTRIBUTE?




### WHO OWNS THE FARMS?



### HOW MUCH IS SOLD LOCALLY?



### WHO TAKES CARE OF THE LAND?



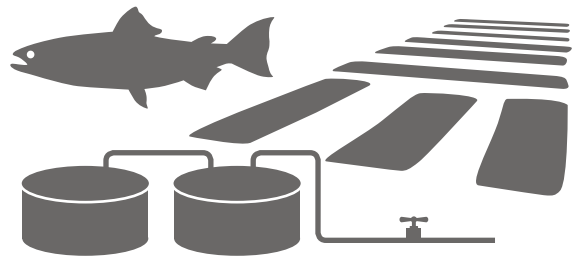
## THE AGRICULTURE SECTOR BENEFITS THE ENTIRE COUNTY

Douglas County agriculture is characterized by the clay soils of the Lake Superior Basin and the outwash sands of the Upper Mississippi watershed. This diversity of climate and soil supports an agricultural land use important to the economy and the infrastructure of the county. Our agricultural base includes beef, dairy, forestry, small ruminants and horses. Grass forages, organic milk, hydroponic produce and snack meats are significant products adding to our regional economy. Cranberries, market gardening, a thriving greenhouse and nursery industry round out our agricultural picture with Indigenous farming practices being remembered and renewed in our communities.

### Did you know?

DOUGLAS COUNTY IS

**No. 19** in Wisconsin's  
aquaculture industry



**Extension**  
UNIVERSITY OF WISCONSIN-MADISON

The University of Wisconsin–Madison Division of Extension is part of the local and statewide network of organizations and agencies that support Wisconsin’s \$104.8 billion agriculture industry. Extension helps enhance the economic impact of agriculture by providing research-based information that increases farm profitability, improves food safety, reduces environmental impacts and expands agribusiness networks.

**For more information,  
please contact:**

UW–Madison Extension Douglas County  
1313 Belknap Street, Rm 107  
Superior, WI 54880

715-395-1363

[douglas.extension.wisc.edu](http://douglas.extension.wisc.edu)

Copyright © 2019 by the Board of Regents of the University of Wisconsin System doing business as the University of Wisconsin–Madison Division of Extension. All rights reserved. An EEO/AA employer, the University of Wisconsin–Madison Division of Extension provides equal opportunities in employment and programming, including Title VI, Title IX, and ADA requirements.

Support for this work was provided by UW–Madison Division of Extension, Dairy Farmers of Wisconsin and Wisconsin Department of Agriculture, Trade and Consumer Protection (DATCP). Economic data (2017) provided by: Steven C. Deller, Professor, Department of Agriculture and Applied Economics, UW–Madison and Community Development Specialist, UW–Madison Extension. Contribution of Agriculture to the Wisconsin Economy: Updated for 2017 is available at <https://go.wisc.edu/i6947n>. Additional data was from the USDA 2017 Census of Agriculture. Publication production was completed through a collaboration of the Extension Natural Resources Institute and the Extension Office of Communications and Stakeholder Engagement.

Produced in cooperation with Dairy Farmers of Wisconsin, Wisconsin Department of Agriculture, Trade and Consumer Protection and Wisconsin Farm Bureau.

